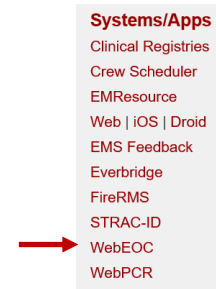


Getting Logged In

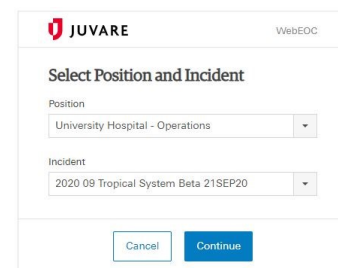
1. Go to <http://strac.org/> and scroll to the bottom of the page. Find 'Systems/Apps' then 'WebEOC'. On the next page read the logon banner then click 'Accept'.



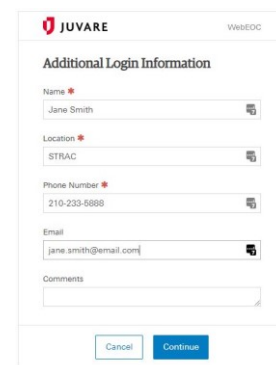
2. Enter your Username (LastFirst####) and Password to access the system. Forgot Username or Password? Click the link for the Retrieval Tool here:



3. Select your Position and Incident. This step determines what Boards and Information you will have access to.



4. Additional Login Information is asking for contact information regarding your role in the event. It is how you can be reached while activated.



If you are looking at this screen then you are in.

If you are still having trouble please email us at support@strac.org or call the STRAC Field Apps Helpdesk at 210-233-5888.

