

PRODUCT ANNOUNCEMENT

WebEOC[®]

Version 8.1

This document highlights important release changes to your system. If you have questions about changes not covered in this document, contact your Client Services Manager. Further information can be found in the Online Help.

Improved Tab Management

If you are working with multiple open tabs, you now have the option to drag and drop the tabs, re-ordering them as needed.

New Notification Indicator for the Home Tab

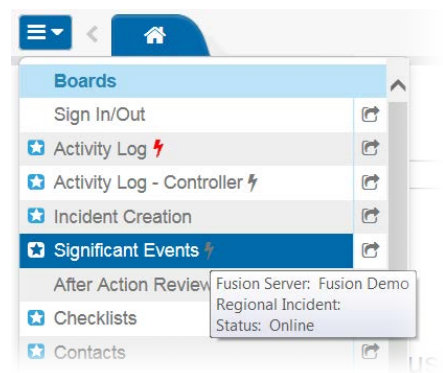
The **Home** tab changes color and displays a star to the left of the icon when notifications are received, visually alerting you of a new notification. As with other tabs, as soon as you select **Home**, the star icon disappears and the tab returns to its normal state.



Added Fusion Boards to the Control Panel

Boards published over WebEOC Fusion are now visible in the control panel menu under the *Boards* section. For those using WebEOC Fusion, this makes all status boards visible to you in one location.

Fusion boards are easily distinguished from regular boards by a lightning bolt icon ⚡. If the Fusion board is online, the icon is gray. If offline, the icon is red. You can hover over the icon to see a tooltip with that board's Fusion Server details.



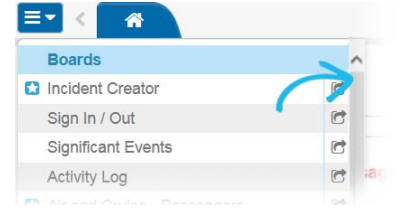
Enhanced Date Selection

When selecting dates and times for a date field, a graphically cohesive calendar opens in a format that better aligns with the modern styles applied to the rest of your WebEOC system.



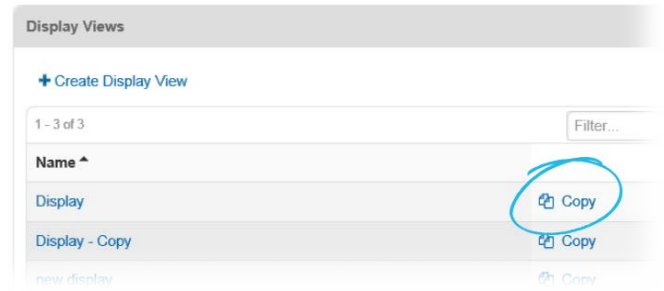
Enhanced Control Panel Navigation

For users with extended control panel menus, a scroll bar has been added to the menu itself so that you can quickly see and navigate to any option within the panel.



Added Option to Copy Board Views

As a WebEOC administrator, you can now copy a board view. This action makes a copy of the chosen view, including any of its filters and settings. This new option can greatly reduce the time it takes to build boards, eliminating the need to rebuild complex filters when such features already exist in another board view.



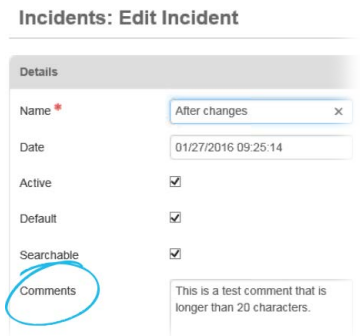
New Clear Button for Filters

Across all areas of Administration, when you search in any given **Filter** field, you now have the option to click a **Clear** button to remove content so that you can enter new search criteria or key terms.



Added Comments Field to Incidents Manager

You can include additional information regarding an incident in the new **Comments** field, available on the *Edit Incident* page and the *Active* and *Inactive Incidents* list views. Open an incident from any Incident page and enter comments in the **Comments** text field as appropriate. These comments will then appear in the **Incidents** table.



Added Default Text Option to Drop-down Lists

With this new field attribute, administrators can define default text to display in drop-down lists. This text is designed to guide users when selecting options from a list. If the user saves the entry with the default option selected, a value is not recorded for this field.



Alphabetized Menu Items

All items listed in any control panel menu throughout WebEOC are now automatically sorted alphabetically by their label.

Added Sublist Support to Filter List Drop-down Tag

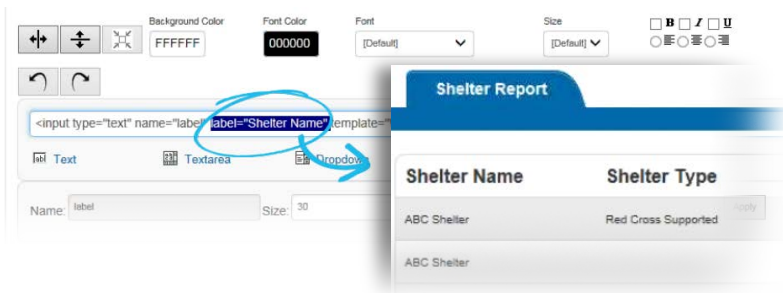
When filtering WebEOC lists using the <filterlistdropdown> tag, new sublist support enhances your filtering capabilities. Specifically, this support allows for filtering using only the list options; filters in the board display view are not required.

For example, if you filter a list by country, a new drop-down field opens and allows you to also filter by state. If you select a state, a new drop-down field opens to allow you to further narrow your results by selecting a city within that state.

The screenshot shows a filter interface with three dropdown menus. The first dropdown is set to 'United States', the second to 'Georgia', and the third to 'Augusta'. Below these is a search bar with a magnifying glass icon and a 'Search' button. Underneath is a table with three columns: 'Country', 'State/Province', and 'City'. The table contains one row with the values 'United States', 'Georgia', and 'Augusta'.

Created Label Attribute for Board Fields

Adding the **label** attribute to a board's input view causes the defined label to appear in all generated reports from the Reporter. This new attribute results in a label that is report-friendly and easily identifiable. When the label is defined, field names no longer display in reports. However, field names are used if labels are not defined.



New Menu Assignment Report

In the **Menus** subtab of the **Process** tab, found within the *Admin* window, you now have the ability to generate a report that lists all groups assigned to a specific menu.

The screenshot shows a report titled 'Menu Assignment Report - Files Menu'. It contains a table with the following data:

Groups
Board - Event Reporting - Activity Log (User)
Plugin - Search (Permission Based)

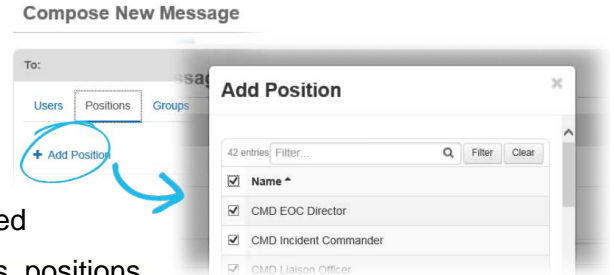
Created Option to Delete a PAC

Once generated, a Position Access Code (PAC) associated with a position can easily be deleted with just a click of a button.

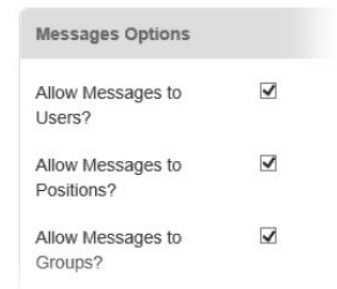
The screenshot shows a form with two rows. The first row has a label 'Color' and an empty text input field. The second row has a label 'PAC' and a text input field containing 'Xm8_2=qR'. To the right of the input field are two buttons: 'Generate PAC' and 'Clear'. The 'Clear' button is circled in blue.

Enhanced Messages Plugin

Rather than clicking each user, group, or position and holding the **Ctrl** key as required today to add multiple recipients to a message, you can now select check boxes to achieve this same function. You can add as many of these entities as needed simply by selecting their associated check boxes. If needed, you can also filter the lists of users, positions, and groups. These new functions speed up the recipient selection process, and they even enable you to choose all entities at once, if applicable.



Additionally, as an administrator, you have the option to disable the tabs available for selection when users are choosing message recipients. From the **General** subtab of the **System** tab, you can remove any combination of these sections as needed, ensuring your WebEOC users only have the option to send messages to those parties most relevant to them.

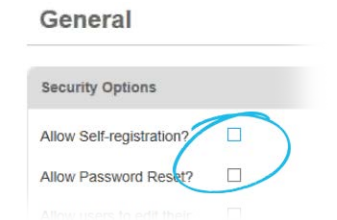


Eliminated Ability to Delete Current Account

Administrators can no longer delete the user account they are currently logged in to, thus disabling the chance of accidentally eliminating oneself from the system while operating in WebEOC.

Separated Self Registration and Forgotten Password

From the **General** subtab of the **System** tab, administrators can decide whether they want users to self-register, have the ability to reset their own password, or both. Previously, these options were combined, offering less flexibility.



Enabled Seamless Delivery of Localized Strings

You can now translate WebEOC into different languages without requiring Intermedix to release a product update for such. You can also update your WebEOC versions without losing customized localization attributes or features.

Additionally, you can easily add strings to your directory, and your WebEOC will instantly reflect the localization. Less time and tedious work is required, and you can always be assured that you are using the most recent version of WebEOC.